



Lighting Controlling Systems



WiFi-104 LED CONTROLLER

Product Brief:

LED controller—WiFi-104 works with both mobile phone and tablet PC that have Android or IOS. With the installation of controlling software, they can wirelessly control LED lighting fixture through WiFi, which makes LED control much more easier and closer to our life.

Under this software, those effects like the adjustment of dimming, color temperature, color, RGB, RGBW dynamic change as well as DIY programming can be achieved easily and wirelessly. In a word, this innovation makes LED lighting control more intelligent than ever.



- 5 in 1: DIM/CT1/CT2/RGB/RGBW Mode.
- Apple iOS/Android OS Applicable.
- Controlled by Mobile Devices & Remote.
- Programmable.
- Support Network Connection.
- Zone Control (Max 12 Zones).



5 in 1

Apple iOS / Android OS Applicable Programmable

Connected to WiFi Directly or By a Router.



- Controlled by mobile devices & remotes synchronously or separately.
- Suitable to all LED dim/CT/RGB household light-control simultaneously.

Mini LED CONTROLLER

Product Brief:

RF WIRELESS

- MINI controller can realize dimming, RGB and CT control with 1/3 size of the conventional controller.
- 1 receiver matched to max 10 same or different kinds remote.
- User friendly: humanized design keys, non-slip shell with perfect size.
- RF remote with greater penetration, ID code running independent noninterference.
- 4,096 per channel grayscale, soft & smooth dimming effect, rich & colorful dynamic changes.

There's less of it, but no less to it.



One receiver is compatible with 6 different function remotes.



Blister package



Individual package

M series LED CONTROLLER

Product Brief:

Extended new series products are based on the Mini series controllers, plus RGBW 4CH control, workable for dimming, color temperature, RGB and RGBW. And the output power of receiver is higher.

4,096 per channel grayscale, high grayscale performance is more outstanding, the light is more gentle, dynamic changing modes become more rich and colorful. With innovative technology design: One receiver compatible with 8 different functions of the remote control (patent technology), that is use one receiver can experience dimming, color temperature RGB and RGBW controlled, which can satisfied the different demands of client.

RF WIRELESS



wall bracket



RF Remote



M4-CC

M4-5A

Controller



RGBW



Blister package

Mini LED fantastic controller

Product Brief:

- SPI-16 is a Mini LED pixel controller, equipped with RF remote M16, almost able to control all IC-driven LED lights. Compact and powerful, various built-in changing effects and customized scene modes can bring you fantastic color!
- By RF remote control M16, you can select from a variety of dynamic colorful lighting effects, set controlled pixels quantity, adjust the speed and brightness, change the light moving direction, adjust RGB sequence, select the IC type, store and play customized scenes, etc.



SPI-16
Mini Controller



M16
RF Remote



Control various digital lightings:

The LED IC lights can be controlled: TM1804, TM1809, TM1812, UCS1903, UCS1909, UCS1912, UCS2903, UCS2909, UCS2912, TM1803, TLS3001, TLS3002, LPD6803, LPD1101, D705, UCS6909, UCS6912, LPD8803, LPD8806, WS2801, WS2803, WS2811, WS2812, P9813, etc.

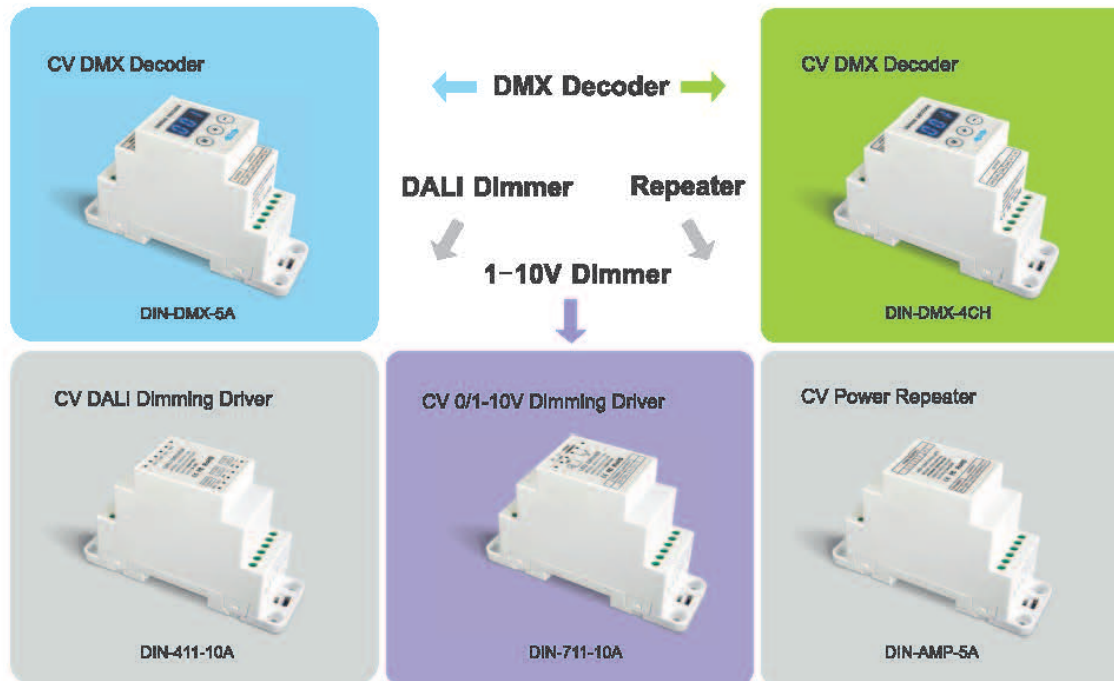
Can be customized for special IC



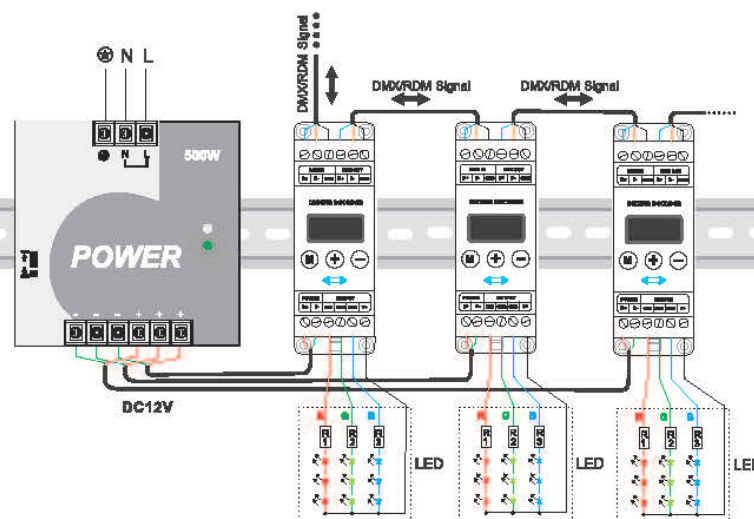
DIN Rail & Screw dual-use

Product Brief:

DIN Rail controller launched by LTECH, perfectly solved the compatibility issues between florescent dimming system and LED illumination, therefore, numerous traditional intelligent lighting dimming systems become available to control the LEDs, Like Lutron, Dynalite, Tridonic, Schneider, Clipsal, Osram, Philips, ABB, etc.



Wiring Diagram



T SERIES — 2.4G WIRELESS SYNC/ZONE CONTROLLER



Product Brief:

- Adopt the global advanced RF wireless sync control technology which is applicable for license and patent free worldwide.
- No extra wiring installation, easy to operate, achieve zone control as well as sync control.



74

RGBW 4CH control
 2.4G RF Wireless control
 Wireless sync control between receivers
 Zone control or sync control in 8 zones
 DIY programmable



Receiver for T Series


DALI touch panel

Digital Addressable Lighting Interface



Product Brief:

- Dimming effects with superior performance to other similar products in the market. Touch keys with LED display indicator, aesthetic and user friendly
- DALI power current <10mA. Single Key for switch and dimming function
- Latest DALI standard IEC82386 (compatible with the earlier standard IEC60929)
- Single & Group Control
- Can control Conventional & LED lamps on DALI bus



D series touch panel

Touch Controls Make Life Easier



Product Brief:

Dimming effects with higher performance, superior to other similar products on the market Touch keys with sound combined with LED display, Audio Visual Touch enabling the user to feel the light changing synchronously.

Single Zone Sync Control



DMX Multi-zone Control



New Design

ArtNet-DMX LIGHTING SYSTEM

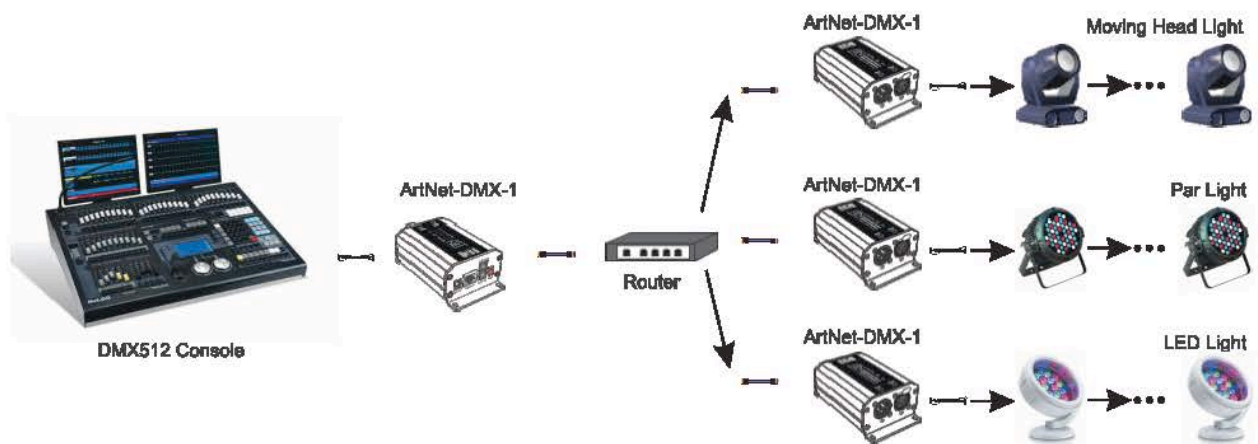


Product Brief:

ArtNet-DMX converter is the Ethernet Control System based on the ArtNet protocol, used to convert the ArtNet network data package into DMX512 data, adopting high-speed 32bit ARM processor, stable and reliable working.

Following ArtNet standard protocol, work with all Art-Net compatible software.

Support Madrix/FreeStyler DMX Software Control



DMX-ArtNet Lighting System Conjunction Diagram

LED Dimmer DMX Dimming Driver



LT-811-10A

MODEL:
LT-811-10A
DIMENSIONS:
L175×W44×H30(mm)
PACKAGE SIZE:
L178×W48×H33(mm)
WEIGHT(G.W.):
160g

PRODUCT PARAMETER

- › Input Signal: DMX512
- › Input Voltage: 12~24VDC
- › Output: 10A×1CH+0-10V×1CH+10V PWM×1CH
- › Max Output Power: 120W/240W(12V/24V)
- › Dimming Range: 0~100%
- › Working Temperature: -20°C~60°



LT-810-10A

MODEL:
LT-810-10A
DIMENSIONS:
L175×W44×H30(mm)
PACKAGE SIZE:
L178×W48×H33(mm)
WEIGHT(G.W.):
120g

PRODUCT PARAMETER

- › Input Signal: DMX512
- › Input Voltage: 12~24VDC
- › Max Current Load : 10A ×1CH Max 10A
- › Max Output Power: 120W/240W(12V/24V)
- › Dimming Range: 0~100%
- › Working Temperature: -20°C~60°




LT-810-CC

MODEL:
LT-810-CC
DIMENSIONS:
L175×W44×H30(mm)
PACKAGE SIZE:
L178×W48×H33(mm)
WEIGHT(G.W.):
125g

PRODUCT PARAMETER

- › Input Signal: DMX512
- › Input Voltage: 12~48VDC
- › Output Voltage: 3~46VDC
- › Driving LEDs: 1-13 LEDs in Series Connection
- › Output Current: CC 350/700/1050mA 3 in 1×1CH
- › Output Power: 1.05W~48.3W×1CH
- › Dimming Range: 0~100%
- › Working Temperature: -20°C~60°

LED Dimmer DALI Dimming Driver

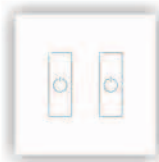


DA1

MODEL:
DA1
DIMENSIONS:
L88×W86×H36(mm)
PACKAGE SIZE:
L113×W112×H50(mm)
WEIGHT(G.W.):
200g

PRODUCT PARAMETER

- › Power Supply: DALI Power
- › Signal Output : DALI
- › Dimming Key: 1CH Control
- › Working Temperature: -20°C~60°



DA2

MODEL:
DA2
DIMENSIONS:
L88×W86×H36(mm)
PACKAGE SIZE:
L113×W112×H50(mm)
WEIGHT(G.W.):
200g

PRODUCT PARAMETER

- › Power Supply: DALI Power
- › Signal Output : DALI
- › Dimming Key: 2CH Control
- › Working Temperature: -20°C~60°



DA3

MODEL:
DA3
DIMENSIONS:
L88×W86×H36(mm)
PACKAGE SIZE:
L113×W112×H50(mm)
WEIGHT(G.W.):
200g

PRODUCT PARAMETER

- › Power Supply: DALI Power
- › Signal Output : DALI
- › Dimming Key: 3CH Control
- › Working Temperature: -20°C~60°

LED Dimmer



DA4

DALI Dimming Driver

MODEL:
DA4

DIMENSIONS:
L86×W86×H36(mm)

PACKAGE SIZE:
L113×W112×H50(mm)

WEIGHT(G.W.):
200g

PRODUCT PARAMETER

- » Power Supply: DALI Power
- » Signal Output : DALI
- » Dimming Key: 4CH Control
- » Working Temperature: -20°C~60°



DIN-411-10A

MODEL:
DIN-411-10A

DIMENSIONS:
L112×W35×H67(mm)

PACKAGE SIZE:
L114×W37×H70(mm)

WEIGHT(G.W.):
115g

PRODUCT PARAMETER

- » Input Signal: DALI Dimming Signal
- » Input Voltage: 12~24VDC
- » Output Current: 10A×1CH+0~10V×1CH
- » Max Output Power: 120W/240W(12V/24V)
- » Dimming Range: 0~100%
- » DIN Rail Mounting Size: TS-35/7.5 or TS-35/15
- » Working Temperature: -20°C~60°



LT-451-10A

MODEL:
LT-451-10A

DIMENSIONS:
L175×W44×H30(mm)

PACKAGE SIZE:
L178×W48×H33(mm)

WEIGHT(G.W.):
150g

PRODUCT PARAMETER

- » Input Signal: DALI Dimming Signal
- » Input Voltage: 12~24VDC
- » Output Current: 10A×1CH+0~10V×1CH
- » Max Output Power: 120W/240W(12V/24V)
- » Dimming Range: 0~100%
- » Working Temperature: -20°C~60°



LT-454-5A

MODEL:
LT-454-5A

DIMENSIONS:
L175×W44×H30(mm)

PACKAGE SIZE:
L178×W48×H33(mm)

WEIGHT(G.W.):
165g

PRODUCT PARAMETER

- » Input Signal: DALI Dimming Signal
- » Input Voltage: 5~24VDC
- » Output Current: 5A×4CH Max 20A
- » Max Output Power: 100W/240W/480W(5V/12V/24V)
- » Dimming Range: 0~100%
- » Working Temperature: -20°C~60°



LT-401-10A

MODEL:
LT-401-10A

DIMENSIONS:
L175×W44×H30(mm)

PACKAGE SIZE:
L178×W48×H33(mm)

WEIGHT(G.W.):
125g

PRODUCT PARAMETER

- » Input Signal: DALI Dimming Signal
- » Input Voltage: 12~24VDC
- » Output Current: 10A×1CH+0~10V×1CH
- » Max Output Power: 120W/240W(12V/24V)
- » Dimming Range: 0~100%
- » Working Temperature: -20°C~60°



LT-401-CC

MODEL:
LT-401-CC

DIMENSIONS:
L175×W44×H30(mm)

PACKAGE SIZE:
L178×W48×H33(mm)

WEIGHT(G.W.):
125g

PRODUCT PARAMETER

- » Input Signal: DALI Dimming Signal
- » Input Voltage: 12~48VDC
- » Output Voltage: 3~48VDC
- » Output Current: CC350/700/1050mA 3 in 1×1CH
- » Output Power: 1.05W~48.3W×1CH
- » Driving LEDs: Series 1~13pcs LEDs
- » Dimming Range: 0~100%
- » Working Temperature: -20°C~60°

LED Dimmer DALI Dimming Driver



LT-402-CC

MODEL:
LT-402-CC
DIMENSIONS:
L175×W44×H30(mm)
PACKAGE SIZE:
L178×W48×H33(mm)
WEIGHT(G.W.):
130g

PRODUCT PARAMETER

- » Input Signal: DALI Dimming Signal
- » Input Voltage: 12~48VDC
- » Output Voltage: 3~46VDC
- » Output Current: CC1400/1750/2100mA 3 In 1×1CH
- » Output Power: 4.2W~96.6W×1CH
- » Driving LEDs: Series 1~13pcs LEDs
- » Dimming Range: 0~100%
- » Working Temperature: -20°C~60°



LT-403-6A

MODEL:
LT-403-6A
DIMENSIONS:
L175×W44×H30(mm)
PACKAGE SIZE:
L178×W48×H33(mm)
WEIGHT(G.W.):
140g

PRODUCT PARAMETER

- » Input Signal: DALI Dimming Signal
- » Input Voltage: 12~24VDC
- » Max Current Load: 6A×3CH Max 18A
- » Max Output Power: 216W/432W(12V/24V)
- » Dimming Range: 0~100%
- » Working Temperature: -20°C~60°



LT-408-5A

MODEL:
LT-408-5A
DIMENSIONS:
L260×W120×H40(mm)
PACKAGE SIZE:
L290×W128×H46(mm)
WEIGHT(G.W.):
860g

PRODUCT PARAMETER

- » Input Signal: DALI Dimming Signal
- » Input Voltage: 12~24VDC
- » Output Current: 5A×8CH+0~10V×8CH
- » Max Output Power: 480W/960W(12V/24V)
- » Dimming Range: 0~100%
- » Working Temperature: -20°C~60°



LT-484

MODEL:
LT-484
DIMENSIONS:
L175×W44×H30(mm)
PACKAGE SIZE:
L178×W48×H33(mm)
WEIGHT(G.W.):
140g

PRODUCT PARAMETER

- » Input Signal: DALI Dimming Signal
- » Input Voltage: 100~240VAC
- » Output Signal: 0~10V×4CH(default)
5V PWM×4CH
10V PWM×4CH
Please mark out while placing orders
- » Dimming Range: 0~100%
- » Working Temperature: -20°C~60°

LED Dimmer 0/1-10V LED Dimming Driver



DIN-711-10A

MODEL:
DIN-711-10A
DIMENSIONS:
L112×W35×H67(mm)
PACKAGE SIZE:
L114×W37×H70(mm)
WEIGHT(G.W.):
115g

PRODUCT PARAMETER

- » Input Signal: 0/1-10V, 10V PWM, Resistor or Push Button
- » Input Voltage: 5~24VDC
- » Max Current Load: 10A×1CH Max 10A
- » Max Output Power: 50W/120W/240W(5V/12V/24V)
- » Dimming Range: 0~100%
- » DIN Rail Mounting Size: TS-35/7.5 or TS-35/15
- » Working Temperature: -20°C~60°

LED Dimmer 0/1-10V LED Dimming Driver



LT-701-10A

MODEL:
LT-701-10A
DIMENSIONS:
L175×W44×H30(mm)
PACKAGE SIZE:
L178×W48×H33(mm)
WEIGHT(G.W.):
125g

PRODUCT PARAMETER

- » Input Signal: 0/1-10V, 10V PWM, Resistor or Push Button
- » Input Voltage: 5~24VDC
- » Max Current Load: 10A×1CH Max 10A
- » Max Output Power: 50W/120W/240W(5V/12V/24V)
- » Dimming Range: 0~100%
- » Working Temperature: -20°C~60°



LT-701-12A

MODEL:
LT-701-12A
DIMENSIONS:
L175×W44×H30(mm)
PACKAGE SIZE:
L178×W48×H33(mm)
WEIGHT(G.W.):
125g

PRODUCT PARAMETER

- » Input Signal: 0/1-10V, 10V PWM, Resistor or Push Button
- » Input Voltage: 5~24VDC
- » Max Current Load: 12A×1CH Max 12A
- » Max Output Power: 60W/144W/288W(5V/12V/24V)
- » Dimming Range: 0~100%
- » Working Temperature: -20°C~60°



LT-704-5A

MODEL:
LT-704-5A
DIMENSIONS:
L175×W44×H30(mm)
PACKAGE SIZE:
L178×W48×H33(mm)
WEIGHT(G.W.):
130g

PRODUCT PARAMETER

- » Input Signal: 0/1-10V, 10V PWM, Resistor
- » Input Voltage: 12~24VDC
- » Max Current Load: 5A×4CH Max 20A
- » Max Output Power: 240W/480W(12V/24V)
- » Dimming Range: 0~100%
- » Working Temperature: -20°C~60°



LT-701-CC

MODEL:
LT-701-CC
DIMENSIONS:
L175×W44×H30(mm)
PACKAGE SIZE:
L178×W48×H33(mm)
WEIGHT(G.W.):
125g

PRODUCT PARAMETER

- » Input Signal: 0/1-10V, 10V PWM, Resistor or Push Button
- » Input Voltage: 12~48VDC
- » Output Voltage: 3~46VDC
- » Output Current: CC350/700/1050mA 3 in 1×1CH
- » Output Power: 1.05W~48.3W×1CH
- » Driving LEDs: Series 1~13pcs LEDs
- » Dimming Range: 0~100%
- » Working Temperature: -20°C~60°



LT-702-CC

MODEL:
LT-702-CC
DIMENSIONS:
L175×W44×H30(mm)
PACKAGE SIZE:
L178×W48×H33(mm)
WEIGHT(G.W.):
130g

PRODUCT PARAMETER

- » Input Signal: 0/1-10V, 10V PWM, Resistor or Push Button
- » Input Voltage: 12~48VDC
- » Output Voltage: 3~46VDC
- » Output Current: CC1400/1750/2100mA 3 in 1×1CH
- » Output Power: 4.2W~96.6W×1CH
- » Driving LEDs: Series 1~13pcs LEDs
- » Dimming Range: 0~100%
- » Working Temperature: -20°C~60°

LED Dimmer 0/1-10V LED Dimming Driver



LT-391-10A

MODEL:
LT-391-10A

DIMENSIONS:
L121×W39×H39(mm)

PACKAGE SIZE:
L123×W42×H42(mm)

WEIGHT(G.W.):
90g

PRODUCT PARAMETER

- » Input Signal: Active 0/1-10V
- » Input Voltage: 12~24VDC
- » Max Current Load: 10A×1CH Max 10A
- » Max Output Power: 120W/240W(12V/24V)
- » Dimming Range: 0~100%
- » Working Temperature: -20°C~60°



LT-393-5A

MODEL:
LT-393-5A

DIMENSIONS:
L121×W39×H39(mm)

PACKAGE SIZE:
L123×W42×H42(mm)

WEIGHT(G.W.):
90g

PRODUCT PARAMETER

- » Input Signal: Active 0-10V
- » Input Voltage: 12~24VDC
- » Max Current Load: 5A×3CH Max 15A
- » Max Output Power: 180W/360W(12V/24V)
- » Dimming Range: 0~100%
- » Working Temperature: -20°C~60°



LT-391-350

MODEL:
LT-391-350

DIMENSIONS:
L121×W39×H39(mm)

PACKAGE SIZE:
L123×W42×H42(mm)

WEIGHT(G.W.):
85g

PRODUCT PARAMETER

- » Input Signal: Active 0-10V
- » Input Voltage: 12~48VDC
- » Output Voltage: 3~42VDC
- » Output Current: CC 350mA
- » Output Power: 1.05W~14.7W
- » Driving LEDs: Series 1~12pcs LEDs
- » Dimming Range: 0~100%
- » Working Temperature: -20°C~60°



LT-391-700

MODEL:
LT-391-700

DIMENSIONS:
L121×W39×H39(mm)

PACKAGE SIZE:
L123×W42×H42(mm)

WEIGHT(G.W.):
85g

PRODUCT PARAMETER

- » Input Signal: Active 0-10V
- » Input Voltage: 12~48VDC
- » Output Voltage: 3~42VDC
- » Output Current: CC 700mA
- » Output Power: 2.1W~29.4W
- » Driving LEDs: Series 1~12pcs LEDs
- » Dimming Range: 0~100%
- » Working Temperature: -20°C~60°



LT-391-1050

MODEL:
LT-391-1050

DIMENSIONS:
L121×W39×H39(mm)

PACKAGE SIZE:
L123×W42×H42(mm)

WEIGHT(G.W.):
85g

PRODUCT PARAMETER

- » Input Signal: Active 0-10V
- » Input Voltage: 12~48VDC
- » Output Voltage: 3~42VDC
- » Output Current: CC 1050mA
- » Output Power: 3.15W~44.1W
- » Driving LEDs: Series 1~12pcs LEDs
- » Dimming Range: 0~100%
- » Working Temperature: -20°C~60°

LED Dimmer

PWM LED Dimmer



D1

MODEL:
D1

DIMENSIONS:
L86×W86×H36(mm)

PACKAGE SIZE:
L113×W112×H50(mm)

WEIGHT(G.W.):
208g

PRODUCT PARAMETER

- » Input Voltage: 12~24VDC
- » Max Current Load: 4A×3CH Max 12A
- » Max Load Power: 144W/288W (12V/24V)
- » Grey Scale Level: 4096
- » Dimming Range: 5%-100%
- » Working Temperature: -20°C~60°



D2

MODEL:
D2

DIMENSIONS:
L86×W86×H36(mm)

PACKAGE SIZE:
L113×W112×H50(mm)

WEIGHT(G.W.):
208g

PRODUCT PARAMETER

- » Input Voltage: 12~24VDC
- » Max Current Load: 4A×2CH Max 8A
- » Max Load Power: 96W/192W (12V/24V)
- » Grey Scale Level: 4096×4096
- » Working Temperature: -20°C~60°



D5

MODEL:
D5

DIMENSIONS:
L86×W86×H36(mm)

PACKAGE SIZE:
L113×W112×H50(mm)

WEIGHT(G.W.):
208g

PRODUCT PARAMETER

- » Input Voltage: 12~24VDC
- » Output Signal: DMX512
- » Control Mode: 4 Zones Control
- » Working Temperature: -20°C~60°



D6

MODEL:
D6

DIMENSIONS:
L86×W86×H36(mm)

PACKAGE SIZE:
L113×W112×H50(mm)

WEIGHT(G.W.):
208g

PRODUCT PARAMETER

- » Input Voltage: 12~24VDC
- » Output Signal: DMX512
- » Control Mode: 4 Zones Control
- » Working Temperature: -20°C~60°



D7

MODEL:
D7

DIMENSIONS:
L86×W86×H36(mm)

PACKAGE SIZE:
L113×W112×H50(mm)

WEIGHT(G.W.):
208g

PRODUCT PARAMETER

- » Input Voltage: 12~24VDC
- » Output Signal: DMX512
- » Control Mode: 4 Zones Control
- » Working Temperature: -20°C~60°

LED Dimmer

PWM LED Dimmer



DX1

MODEL:
DX1

DIMENSIONS:
L86×W86×H36(mm)

PACKAGE SIZE:
L113×W112×H50(mm)

WEIGHT(G.W.):
225g

PRODUCT PARAMETER

- » Input Voltage: 100~240VAC
- » Output Signal: RF 2.4G + DMX512
- » RF Remote Distance: 30m
- » Control Mode: Sync Control
- » Working Temperature: -20°c~60°



DX2

MODEL:
DX2

DIMENSIONS:
L86×W86×H36(mm)

PACKAGE SIZE:
L113×W112×H50(mm)

WEIGHT(G.W.):
225g

PRODUCT PARAMETER

- » Input Voltage: 100~240VAC
- » Output Signal: RF 2.4G + DMX512
- » RF Remote Distance: 30m
- » Control Mode: Sync Control
- » Working Temperature: -20°c~60°



DX5

MODEL:
DX5

DIMENSIONS:
L86×W86×H36(mm)

PACKAGE SIZE:
L113×W112×H50(mm)

WEIGHT(G.W.):
225g

PRODUCT PARAMETER

- » Input Voltage: 100~240VAC
- » Output Signal: RF 2.4G + DMX512
- » RF Remote Distance: 30m
- » Control Mode: 4 Zones Control
- » Working Temperature: -20°c~60°



DX6

MODEL:
DX6

DIMENSIONS:
L86×W86×H36(mm)

PACKAGE SIZE:
L113×W112×H50(mm)

WEIGHT(G.W.):
225g

PRODUCT PARAMETER

- » Input Voltage: 100~240VAC
- » Output Signal: RF 2.4G + DMX512
- » Remote Distance: 30m
- » Control Mode: 4 Zones Control
- » Working Temperature: -20°c~60°



DX7

MODEL:
DX7

DIMENSIONS:
L86×W86×H36(mm)

PACKAGE SIZE:
L113×W112×H50(mm)

WEIGHT(G.W.):
225g

PRODUCT PARAMETER

- » Input Voltage: 100~240VAC
- » Output Signal: RF 2.4G + DMX512
- » RF Remote Distance: 30m
- » Control Mode: 4 Zones Control
- » Working Temperature: -20°c~60°

LED Dimmer



R4-5A



R4-CC



V1



V5



V6



LT-311

PWM LED Dimmer

MODEL:

R4-5A

DIMENSIONS:

L175×W44×H30(mm)

PACKAGE SIZE:

L178×W48×H33(mm)

WEIGHT(G.W.):

150g

PRODUCT PARAMETER

- » Compatible Remote: DX1/DX2/DX3/DX4/DX5/DX6/DX7/DX8
- » Input Voltage: 5~24VDC
- » Max Current Load: 5A×4CH Max 20A
- » Max Output Power: 100W/240W/480W(5V/12V/24V)
- » Working Temperature: -20°C~60°

MODEL:

R4-CC

DIMENSIONS:

L175×W44×H30(mm)

PACKAGE SIZE:

L178×W48×H33(mm)

WEIGHT(G.W.):

165g

PRODUCT PARAMETER

- » Compatible Remote: DX1/DX2/DX3/DX4/DX5/DX6/DX7/DX8
- » Input Voltage: 12~48VDC
- » Output Voltage: 3~46VDC
- » Output Current: CC 350/700/1050mA×4CH
- » Output Power: 1.05W~48.3W×4CH Max 193.2W
- » Working Temperature: -20°C~60°

MODEL:

V1

DIMENSIONS:

L145×W40×H12(mm)

PACKAGE SIZE:

L150×W46×H18(mm)

WEIGHT(G.W.):

80g

PRODUCT PARAMETER

- » Remote Option: Dimming, Sync Control
- » Working Voltage: 3VDC (Battery CR2032)
- » Working Frequency: 2.4GHz
- » RF Remote Distance: 35m
- » Working Temperature: -20°C~60°

MODEL:

V5

DIMENSIONS:

L145×W40×H12(mm)

PACKAGE SIZE:

L150×W46×H18(mm)

WEIGHT(G.W.):

80g

PRODUCT PARAMETER

- » Remote Option: Dimming, 4 Zones Control
- » Working Voltage: 3VDC (Battery CR2032)
- » Working Frequency: 2.4GHz
- » RF Remote Distance: 35m
- » Working Temperature: -20°C~60°

MODEL:

V6

DIMENSIONS:

L145×W40×H12(mm)

PACKAGE SIZE:

L150×W46×H18(mm)

WEIGHT(G.W.):

80g

PRODUCT PARAMETER

- » Remote Option: Color Temperature, 4 Zones Control
- » Working Voltage: 3VDC (Battery CR2032)
- » Working Frequency: 2.4GHz
- » RF Remote Distance: 35m
- » Working Temperature: -20°C~60°

MODEL:

LT-311

DIMENSIONS:

L211×W40×H30(mm)

PACKAGE SIZE:

L215×W43×H33(mm)

WEIGHT(G.W.):

180g

PRODUCT PARAMETER

- » Input Voltage: 5~24VDC
- » Max Current Load: 6A×3CH Max 18A
- » Max Output Power: 90W/216W/432W(5V/12V/24V)
- » Dimming Range: 5~100%
- » Working Temperature: -20°C~60°

LED Dimmer PWM LED Dimmer



LT-3200-6A

MODEL:
LT-3200-6A
DIMENSIONS:
L87×W87(mm)
PACKAGE SIZE:
L96×W91×H61(mm)
WEIGHT(G.W.):
175g

PRODUCT PARAMETER

- » Output Signal: CV PWM
- » Input Voltage: 12~48VDC
- » Max Current Load: 6A × 1CH
- » Max Output Power: 72W/144W/216W/288W (12V/24V/36V/48V)
- » Dimming Range: 0~100%
- » Working Temperature: -20°C~60°



LT-312RF

MODEL:
LT-312RF
DIMENSIONS:
L211×W40×H30(mm)
PACKAGE SIZE:
L313×W50×H32(mm)
WEIGHT(G.W.):
240g

PRODUCT PARAMETER

- » Input Voltage: 12~24VDC
- » Max Current Load: 6A×2CH Max 12A
- » Max Output Power: 144W/288W(12V/24V)
- » Control Button: 8 Touch Buttons
- » RF Remote Distance: 100m
- » Dimming Range: 5~100%
- » Working Temperature: -20°C~60°



T1

MODEL:
T1
DIMENSIONS:
L145×W55×H22(mm)
PACKAGE SIZE:
L168×W102×H28(mm)
WEIGHT(G.W.):
235g

PRODUCT PARAMETER

- » Input Voltage: 5VDC (Built-In Lithium Battery)
- » Working Current: <30mA
- » Working Frequency: 2.4GHz
- » RF Remote Distance: 30m
- » Battery Capacity: 1000mAh
- » Remote Option: Sync or Zone(8 zones) Control



T2M

MODEL:
T2M
DIMENSIONS:
L145×W55×H22(mm)
PACKAGE SIZE:
L168×W102×H28(mm)
WEIGHT(G.W.):
235g

PRODUCT PARAMETER

- » Input Voltage: 5VDC (Built-in Lithium Battery)
- » Working Current: <30mA
- » Working Frequency: 2.4GHz
- » RF Remote Distance: 30m
- » Battery Capacity: 1000mAh
- » Remote Option: Sync or Zone (8 zones) Control



M4-CC

MODEL:
M4-CC
DIMENSIONS:
L175×W44×H30(mm)
PACKAGE SIZE:
L178×W48×H33(mm)
WEIGHT(G.W.):
140g

PRODUCT PARAMETER

- » Compatible Remote: M1/M2/M3/M4/M5/M6/M7/M8
- » Input Voltage: 12~48VDC
- » Output Voltage: 3~46VDC
- » Max Current Load: CC350/700/1050mA×4CH
- » Output Power: 1.05W~48.3W×4CH Max 193.2W
- » Grey Scale Level: Max 4096×4096×4096×4096
- » Working Temperature: -20°C~60°



T3-CC

MODEL:
T3-CC
DIMENSIONS:
L175×W44×H30(mm)
PACKAGE SIZE:
L178×W48×H33(mm)
WEIGHT(G.W.):
150g

PRODUCT PARAMETER

- » Input Voltage: 12~48VDC
- » Output Voltage: 3~46VDC
- » Output Current: CC 350/700/1050mA×3CH
- » Output Power: 1.05W~48.3W×3CH Max 144.9W
- » Driving LEDs: Series 1~13 LEDs(1W/3W/5W)
- » Compatible Remote: T1/T2/T2M/T3/T3M/T3X
- » Working Temperature: -20°C~60°

LED RGB Controller Fancy Color Diamond Series



R4-5A

MODEL:
R4-5A
DIMENSIONS:
L175×W44×H30(mm)
PACKAGE SIZE:
L178×W48×H33(mm)
WEIGHT(G.W.):
150g

PRODUCT PARAMETER
 » Compatible Remote: DX1/DX2/DX3/DX4/DX5/DX6/DX7/DX8
 » Input Voltage: 5~24VDC
 » Max Current Load: 5A×4CH Max 20A
 » Max Output Power: 100W/240W/480W(5V/12V/24V)
 » Working Temperature: -20°C~60°



R4-CC

MODEL:
R4-CC
DIMENSIONS:
L175×W44×H30(mm)
PACKAGE SIZE:
L178×W48×H33(mm)
WEIGHT(G.W.):
165g

PRODUCT PARAMETER
 » Compatible Remote: DX1/DX2/DX3/DX4/DX5/DX6/DX7/DX8
 » Input Voltage: 12~48VDC
 » Output Voltage: 3~46VDC
 » Output Current: CC 350/700/1050mA×4CH
 » Output Power: 1.05W~48.3W×4CH Max 193.2W
 » Working Temperature: -20°C~60°



V3

MODEL:
V3
DIMENSIONS:
L145×W40×H12(mm)
PACKAGE SIZE:
L150×W46×H18(mm)
WEIGHT(G.W.):
80g

PRODUCT PARAMETER
 » Remote Option: RGB, Sync Control
 » Working Voltage: 3VDC (Battery CR2032)
 » Working Frequency: 2.4GHz
 » RF Remote Distance: 35m
 » Working Temperature: -20°C~60°



V4

MODEL:
V4
DIMENSIONS:
L145×W40×H12(mm)
PACKAGE SIZE:
L150×W46×H18(mm)
WEIGHT(G.W.):
80g

PRODUCT PARAMETER
 » Remote Option: RGBW, Sync Control
 » Working Voltage: 3VDC (Battery CR2032)
 » Working Frequency: 2.4GHz
 » RF Remote Distance: 35m
 » Working Temperature: -20°C~60°



V8

MODEL:
V8
DIMENSIONS:
L145×W40×H12(mm)
PACKAGE SIZE:
L150×W46×H18(mm)
WEIGHT(G.W.):
80g

PRODUCT PARAMETER
 » Remote Option: RGBW, 4 Zones Control
 » Working Voltage: 3VDC (Battery CR2032)
 » Working Frequency: 2.4GHz
 » RF Remote Distance: 35m
 » Working Temperature: -20°C~60°

LED RGB Controller

Fancy Color Diamond Series



T3

MODEL:

T3

DIMENSIONS:

L145×W55×H22(mm)

PACKAGE SIZE:

L168×W102×H28(mm)

WEIGHT(G.W.):

225g

PRODUCT PARAMETER

- » Input Voltage: 5VDC (Built-In Lithium Battery)
- » Working Current: <30mA
- » Working Frequency: 2.4GHz
- » RF Remote Distance: 30m
- » Remote Option: Sync Control
- » Change Mode: 32 Fantastic Modes
- » Gray Scale Levels: 4096×4096×4096
- » Battery Capacity: 1000mAh



T3X

MODEL:

T3X

DIMENSIONS:

L145×W55×H22(mm)

PACKAGE SIZE:

L168×W102×H28(mm)

WEIGHT(G.W.):

225g

PRODUCT PARAMETER

- » Input Voltage: 5VDC (Built-in Lithium Battery)
- » Working Current: <30mA
- » Working Frequency: 2.4GHz
- » RF Remote Distance: 30m
- » Remote Option: Programming Control
- » Change Mode: 32 Fantastic Modes
- » Gray Scale Levels: 4096×4096×4096
- » Battery Capacity: 1000mAh



T3-5A

MODEL:

T3-5A

DIMENSIONS:

L211×W40×H30(mm)

PACKAGE SIZE:

L215×W43×H33(mm)

WEIGHT(G.W.):

165g

PRODUCT PARAMETER

- » Input Voltage: 12~24VDC
- » Max Current Load: 5A×3CH Max15A
- » Max Output Power: 180W/360W(12V/24V)
- » Control Button: 8 Touch Buttons
- » Compatible Remote: T3/T3M/T3X
- » Working Temperature: -20°C~60°



T3-CV

MODEL:

T3-CV

DIMENSIONS:

L175×W44×H30(mm)

PACKAGE SIZE:

L178×W48×H33(mm)

WEIGHT(G.W.):

140g

PRODUCT PARAMETER

- » Input Voltage: 5~24VDC
- » Max Current Load: 6A×3CH Max18A
- » Max Output Power: 90W/216W/432W(5V/12V/24V)
- » Compatible Remote: T1/T2/T2M/T3/T3M/T3X
- » Working Temperature: -20°C~60°



T3-CC

MODEL:

T3-CC

DIMENSIONS:

L175×W44×H30(mm)

PACKAGE SIZE:

L178×W48×H33(mm)

WEIGHT(G.W.):

150g

PRODUCT PARAMETER

- » Input Voltage: 12~48VDC
- » Output Voltage: 3~48VDC
- » Output Current: CC 350/700/1050mA×3CH
- » Output Power: 1.05W~48.3W×3CH Max 144.9W
- » Driving LEDs: Series 1~13 LEDs(1W/3W/5W)
- » Compatible Remote: T1/T2/T2M/T3/T3M/T3X
- » Working Temperature: -20°C~60°

Platinum Series

LED RGB Controller



LT-3600

MODEL:
LT-3600

DIMENSIONS:
L211×W40×H30(mm)

PACKAGE SIZE:
L215×W43×H33(mm)

WEIGHT(G.W.):
175g

PRODUCT PARAMETER

- » Input Voltage: 5~24VDC
- » Max Current Load: 6A×3CH Max18A
- » Max Output Power: 90W/216W/432W(5V/12V/24V)
- » Function Mode: 16 Modes
- » Control Button: 8 Press Buttons
- » Grey Scale Level: 4096×4096×4096
- » Working Temperature: -20°C~60°



LT-3600RF

MODEL:
LT-3600RF

DIMENSIONS:
L211×W40×H30(mm)

PACKAGE SIZE:
L313×W50×H32(mm)

WEIGHT(G.W.):
240g

PRODUCT PARAMETER

- » Input Voltage: 12~24VDC
- » Max Current Load: 6A×3CH Max18A
- » Max Output Power: 216W/432W(12V/24V)
- » Function Mode: 16 Modes
- » Grey Scale Level: 4096×4096×4096
- » Control Button: 8 Press Buttons
- » RF Remote Distance: 100m
- » Working Temperature: -20°C~60°



LT-330-8A

MODEL:
LT-330-8A

DIMENSIONS:
L170×W64×H44(mm)

PACKAGE SIZE:
L173×W67×H47(mm)

WEIGHT(G.W.):
220g

PRODUCT PARAMETER

- » Input Voltage: 5~24VDC
- » Max Current Load: 8A×3CH Max 24A
- » Max Output Power: 120W/288W/576W(5V/12V/24V)
- » Function Mode: 25 Modes
- » Grey Scale Level: 4096×4096×4096
- » Working Temperature: -20°C~60°



LT-340-6A

MODEL:
LT-340-6A

DIMENSIONS:
L170×W64×H30(mm)

PACKAGE SIZE:
L172×W66×H52(mm)

WEIGHT(G.W.):
280g

PRODUCT PARAMETER

- » Input Voltage: 12~24VDC
- » Max Current Load: 6A×4CH Max 24A
- » Max Output Power: 288W/576W(12V/24V)
- » Function Key: 15 Touch Keys
- » Grey Scale Level: 4096×4096×4096×4096
- » RF Remote Distance: 100m
- » Working Mode: RGB+W, RGBW, RGBY
- » Function Mode: 3 Working Modes, 20 of Each
- » Working Temperature: -20°C~60°

Dark Diamond Series

LED RGB Controller



LT-3800-3A

MODEL:
LT-3800-3A

DIMENSIONS:
L142×W73×H30(mm)

PACKAGE SIZE:
L155×W118×H40(mm)

WEIGHT(G.W.):
420g

PRODUCT PARAMETER

- » Input Voltage: 5~24VDC
- » Max Current Load: 3A×3CH Max 9A
- » Max Output Power: 45W/108W/216W(5V/12V/24V)
- » Function Mode: 18 Modes
- » Grey Scale Levels: 256×256×256
- » Working Temperature: -20°C~60°



LT-3800-6A

MODEL:
LT-3800-6A

DIMENSIONS:
L146×W90×H31(mm)

PACKAGE SIZE:
L160×W130×H45(mm)

WEIGHT(G.W.):
470g

PRODUCT PARAMETER

- » Input Voltage: 5~24VDC
- » Max Current Load: 6A×3CH Max 18A
- » Max Output Power: 90W/216W/432W(5V/12V/24V)
- » Function Mode: 3 Types, 12 Modes of Each
- » Grey Scale Levels: 4096×4096×4096
- » Static Dimming: 16 Steps per RGB
- » Working Temperature: -20°C~60°



LT-3800-350

MODEL:
LT-3800-350

DIMENSIONS:
L142×W73×H30(mm)

PACKAGE SIZE:
L155×W118×H40(mm)

WEIGHT(G.W.):
420g

PRODUCT PARAMETER

- » Input Voltage: 12~48VDC
- » Output Voltage: 3~42VDC
- » Output Current: CC 350mA×3CH
- » Output Power: 1.05W~14.7W×3CH Max 44.1W
- » Driving LEDs: Series 1~12pcs LED×3CH
- » Function Mode: 18 Modes
- » Grey Scale Levels: 256×256×256
- » Working Temperature: -20°C~60°



LT-300

MODEL:
LT-300

DIMENSIONS:
L163×W108×H40mm

PACKAGE SIZE:
L260×W132×H46(mm)

WEIGHT(G.W.):
790g

PRODUCT PARAMETER

- » Input Voltage: 12~24VDC
- » Max Current Load: 8A×3CH Max 24A
- » Max Output Power: 288W/576W (12V/24V)
- » Function Mode: 39 Changing Modes
- » RF Remote Distance: 100m
- » Output Grey Scale: DMX Mode: 256 Levels/CH
RGB Mode: 4096 Levels/CH
- » DMX512 Standard: DMX512
- » DMX512 Socket: XLR-3, RJ45, Green Terminal
- » Working Temperature: -20°C~60°

DMX512 Controller



LT-870
Wireless DMX512 Transceiver

MODEL:
LT-870

DIMENSIONS:
L175×W44×H30(mm)

PACKAGE SIZE:
L178×W56×H31(mm)

WEIGHT(G.W.):
125g

PRODUCT PARAMETER

- » Input Voltage: 5~24VDC
- » Input/Output Signal: DMX512
- » Working Frequency Channel: 2.4GHz ISM 64 Channels
- » Max Transmitted Power: 20dBm
- » Receiver Sensitivity: -96dBm
- » Communication Distance: 350m
- » Working Temperature: -20°C~60°C



LT-874
Wireless DMX512 Decoder

MODEL:
LT-874

DIMENSIONS:
L175×W44×H30(mm)

PACKAGE SIZE:
L178×W56×H31(mm)

WEIGHT(G.W.):
175g

PRODUCT PARAMETER

- » Matched Wireless Emitter: LT-870 DMX Wireless Emitter
- » Input Signal: DMX512
- » Input Voltage: 5~24VDC
- » Max Current Load: 5A×4CH Max 20A
- » Max Output Power: 100W/240W/480W(5V/12V/24V)
- » Working Frequency Channel: 2.4GHz ISM 64 Channels
- » Receiver Sensitivity: -96dBm
- » Communication Distance: 350m
- » Working Temperature: -20°C~60°C



LT-123
DMX Signal Amplifier

MODEL:
LT-123

DIMENSIONS:
L192×W80×H41mm

PACKAGE SIZE:
L270×W90×H46(mm)

WEIGHT(G.W.):
620g

PRODUCT PARAMETER

- » Input Voltage: 12VDC (Mated Power Supply Adaptor)
- » Input DMX Signal: 1 CH (Photoelectricity Isolation 3kv)
- » Output DMX Signal: 3 CH (Photoelectricity Isolation 3kv)
- » DMX512 Socket: XLR-3, Green Terminal
- » Working Temperature: -20°C~60°C

DMX512 Controller

PWM Power Model



LT-860-8A

MODEL:
LT-860-8A

DIMENSIONS:
L170×W84×H30mm

PACKAGE SIZE:
L172×W66×H34(mm)

WEIGHT(G.W.):
215g

PRODUCT PARAMETER

- » Input Voltage: 5~24VDC
- » Input Signal: DMX512
- » Max Current Load: 8A×3CH Max 24A
- » Max Output Power: 120W/288W/576W(5V/12V/24V)
- » Grey Scale Level: 256 Levels/CH
- » Dimming Range: 0~100%
- » Working Temperature: -20°C~60°C

DMX512 Controller PWM Power Model



LT-811-10A

MODEL:

LT-811-10A

DIMENSIONS:

L175×W44×H30(mm)

PACKAGE SIZE:

L178×W48×H33(mm)

WEIGHT(G.W.):

160g

PRODUCT PARAMETER

- » Input Signal: DMX512
- » Input Voltage: 12~24VDC
- » Output: 10A×1CH+0-10V×1CH+10V PWM×1CH
- » Max Output Power: 120W/240W(12V/24V)
- » Dimming Range: 0~100%
- » Working Temperature: -20°C~60°



LT-820-5A

MODEL:

LT-820-5A

DIMENSIONS:

L175×W44×H30(mm)

PACKAGE SIZE:

L178×W48×H33(mm)

WEIGHT(G.W.):

175g

PRODUCT PARAMETER

- » Input Signal: DMX512
- » Input Voltage: 5~24VDC
- » Max Current Load: 5A×4CH Max 20A
- » Max Output Power: 100W/240W/480W(5V/12V/24V)
- » Dimming Range: 0~100%
- » Working Temperature: -20°C~60°



DIN-DMX-5A

MODEL:

DIN-DMX-5A

DIMENSIONS:

L112×W35×H67(mm)

PACKAGE SIZE:

L114×W37×H70(mm)

WEIGHT(G.W.):

145g

PRODUCT PARAMETER

- » Input Signal: DMX512, RDM
- » Input Voltage: 5~24VDC
- » Max Load Current: 5A × 3CH Max 15A
- » Max Output Power: 75W/180W/360W/(5V/12V/24V)
- » Dimming Range: 0~100%
- » DIN Rail Mounting Size: TS-35/7.5 or TS-35/15
- » Working Temperature: -20°C~60°



DIN-DMX-4CH

MODEL:

DIN-DMX-4CH

DIMENSIONS:

L112×W35×H67(mm)

PACKAGE SIZE:

L114×W37×H70(mm)

WEIGHT(G.W.):

135g

PRODUCT PARAMETER

- » Input Signal: DMX512, RDM
- » Input Voltage: 5~24VDC
- » Max Current Load: 4A × 4CH Max 16A
- » Max Output Power: 80W/192W/384W/(5V/12V/24V)
- » Dimming Range: 0~100%
- » DIN Rail Mounting Size: TS-35/7.5 or TS-35/15
- » Working Temperature: -20°C~60°

SPI Controller/Driver



DMX-SPI-203

MODEL:

DMX-SPI-203

DIMENSIONS:

L175×W44×H30(mm)

PACKAGE SIZE:

L230×W155×H31(mm)

WEIGHT(G.W.):

240g

PRODUCT PARAMETER

- » Input Voltage: 5~24VDC
- » Power Consumption: 1W(if the lamps are powered individually)
- » Input Signal: DMX512
- » Output Signal: SPI(TTL)
- » DMX Channel: DMX Manage Mode 6CH
DMX Decode Mode 510CH
- » Change Mode: 540
- » Control Qty: 1024 Pixels
- » Working Temperature: -20°c~60°



LT-280

MODEL:

LT-280

DIMENSIONS:

L260×W120×H40mm

PACKAGE SIZE:

L290×W130×H46(mm)

WEIGHT(G.W.):

860g

PRODUCT PARAMETER

- » Input Signal : SPI(TTL) Signal
- » Input Voltage: 5~24VDC
- » Output Channels: 8 Pixels/24CH
- » Max Current Load: 3A×24CH
- » Max Output Power: 360W/864W/1728W(5V/12V/24V)
- » Working Temperature: -20°c~60°



LT-210

MODEL:

LT-210

DIMENSIONS:

L135×W95×H40mm

PACKAGE SIZE:

L155×W105×H55(mm)

WEIGHT(G.W.):

400g

PRODUCT PARAMETER

- » Input Signal: SPI(TTL) Signal
- » Input Voltage: 12~24VDC
- » Output Channels: Single pixels/3CH
- » Max Current Load: 8A×3CH
- » Max Output Power: 288W/576W(12V/24V)
- » Working Temperature: -20°c~60°



LT-232

MODEL:

LT-232

DIMENSIONS:

L270×W58mm

WEIGHT(G.W.):

120g

PRODUCT PARAMETER

- » Input Signal: SPI(TTL) Signal
- » Input Voltage: 5~24VDC
- » Output Channels: 32 pixels/96CH
- » Max Current Load: 200mA/CH×96
- » Working Temperature: -20°c~60°



LT-125

MODEL:

LT-125

DIMENSIONS:

L192×W93×H41mm

PACKAGE SIZE:

L270×W100×H48(mm)

WEIGHT(G.W.):

597g

PRODUCT PARAMETER

- » Input Signal : SPI(TTL) Signal
- » Output Channels: 5CH SPI Signal
- » Input Voltage: 12VDC
- » Working Temperature: -20°c~60°

ArtNet-DMX Lighting System



ArtNet-DMX-1

MODEL:
ArtNet-DMX-1

DIMENSIONS:
L120×W73×H45mm

PACKAGE SIZE:
L198×W78×H50mm

WEIGHT(G.W.):
360g

PRODUCT PARAMETER

- » Power Input: 100-240VAC (With a Power Adaptor)
- » Input Signal: Artnet/DMX512
- » Output Signal: DMX512/Artnet
- » DMX Channels: 512 Channels
- » Working Temperature: -20°c~60°



ArtNet-DMX-2

MODEL:
ArtNet-DMX-2

DIMENSIONS:
L120×W73×H45mm

PACKAGE SIZE:
L198×W78×H50mm

WEIGHT(G.W.):
360g

PRODUCT PARAMETER

- » Power Input: 100-240VAC (With a Power Adaptor)
- » Input Signal: Artnet
- » Output Signal: DMX512
- » DMX Channels: 1024 Channels
- » Working Temperature: -20°c~60°



ArtNet-SPI-1

MODEL:
ArtNet-SPI-1

DIMENSIONS:
L120×W73×H45mm

PACKAGE SIZE:
L198×W78×H50mm

WEIGHT(G.W.):
360g

PRODUCT PARAMETER

- » Input Voltage: 5-24VDC
- » Input Signal: Artnet
- » Output Signal: SPI
- » Compatible Driving IC: TM1804/1809, WS2811/2812, D705 UCS1903/1909/1912/2903/2909/2912 UCS8909/8912, LPD6803/1101 WS2801/2803, P9813
- » Working Temperature: -20°c~60°



ArtNet-DMX-8

MODEL:
ArtNet-DMX-8

DIMENSIONS:
L483×W200×H44mm

PACKAGE SIZE:
L550×W265×H100mm

WEIGHT(G.W.):
2200g

PRODUCT PARAMETER

- » Power Input: 100-240VAC (With a Power Adaptor)
- » Input Signal: Artnet
- » Output Signal: DMX512
- » DMX Channels: 8×512 Channels
- » Working Temperature: -20°c~60°

LED Music Controller



LT-209
Digital Pixel Music Controller

MODEL:
LT-209

DIMENSIONS:
L163×W125×H40mm

PACKAGE SIZE:
L269×W129×H46(mm)

WEIGHT(G.W.):
815g

PRODUCT PARAMETER

- » Working Voltage: 12VDC(With an Adaptor to Convert 100-240VAC to 12VDC)
- » Power Consumption: < 2W
- » Output Signal: SPI(TTL)
- » 3rd Part Port: DMX512
- » Function Mode: 16 Modes
- » Control Qty: 1024 Pixels
- » Input/Output Terminal: XLR-3, RJ45, Green Terminal,
- » Working Temperature: -20°c~60°

WiFi LED Controller



WiFi-102

MODEL:
WiFi-102

DIMENSIONS:
L128×W73×H45(mm)
PACKAGE SIZE:
L135×W80×H50(mm)

WEIGHT(G.W.):
330g

PRODUCT PARAMETER

- › Input Voltage: 12~24VDC
- › Max Current Load: 4A×3CH Max 12A
- › Max Output Power: 144W/288W(12V/24V)
- › Output Control: Flexibly control single color, cold warm color, RGB LED lighting fixture
- › Control Distance: Max 100m
- › RGB Change Mode: 32 fixed modes, 8 DIY modes
- › Scene Mode: 9
- › Working Temperature: -20°C~60°



WiFi-103

MODEL:
WiFi-103

DIMENSIONS:
L128×W73×H45(mm)
PACKAGE SIZE:
L135×W80×H50(mm)

WEIGHT(G.W.):
320g

PRODUCT PARAMETER

- › Communication Standard: 2.4GHz Wi-Fi, 802.11b/g/n protocol
- › Input Voltage: 12~24VDC
- › Max Current Load: 4A×3CH Max 12A
- › Max Output Power: 144W/288W(12V/24V)
- › Output Control: Flexibly control single color, cold warm color, RGB LED lighting fixture
- › Control Distance: Max 100m
- › RGB Change Mode: 32 fixed modes, 8 DIY modes
- › Scene Mode: 9
- › Working Temperature: -20°C~60°



T3-CV

MODEL:
T3-CV

DIMENSIONS:
L175×W44×H30(mm)
PACKAGE SIZE:
L178×W48×H33(mm)

WEIGHT(G.W.):
140g

PRODUCT PARAMETER

- › Input Voltage: 5~24VDC
- › Max Current Load: 6A×3CH Max 18A
- › Max Output Power: 90W/216W/432W(5V/12V/24V)
- › RF Remote Distance: 50m
- › Working Temperature: -20°C~60°



T3-CC

MODEL:
T3-CC

DIMENSIONS:
L175×W44×H30(mm)
PACKAGE SIZE:
L178×W48×H33(mm)

WEIGHT(G.W.):
150g

PRODUCT PARAMETER

- › Input Voltage: 12~48VDC
- › Output Voltage: 3~48VDC
- › Max Current Load: CC 350/700/1050mA×3CH
- › Max Output Power: 1.05W~48.3W×3CH Max. 144.9W
- › RF Remote Distance: 50m
- › Working Temperature: -20°C~60°



WiFi-104

MODEL:
WiFi-104

DIMENSIONS:
L128×W73×H45(mm)
PACKAGE SIZE:
L135×W80×H50(mm)

WEIGHT(G.W.):
390g

PRODUCT PARAMETER

- › Communication Standard: 2.4GHz Wi-Fi, 802.11b/g/n protocol
- › Input Voltage: 12~24VDC
- › Max Current Load: 4A×4CH Max 16A
- › Max Output Power: 192W/384W(12V/24V)
- › Output Control: Flexibly control single color, cold warm color, RGB, RGBW LED lighting fixture
- › Control Distance: Max 100m
- › RGB Change Mode: 12 fixed modes, 12 DIY modes
- › Scene Mode: 5 Working Modes, 4 Scenes of Each
- › Working Temperature: -20°C~60°

WiFi LED Controller



R4-CC

DIN Rail Controller



DIN-411-10A



DIN-711-10A



DIN-AMP-5A



DIN-DMX-5A



DIN-DMX-4CH

MODEL:
R4-CC

DIMENSIONS:
L175×W44×H30(mm)

PACKAGE SIZE:
L178×W48×H33(mm)

WEIGHT(G.W.):
165g

PRODUCT PARAMETER

- » Input Voltage: 12~48VDC
- » Output Voltage: 3~46VDC
- » Max Current Load: CC 350/700/1050mA×4CH
- » Max Output Power: 1.05W~48.3W×4CH Max. 193.2W
- » Working Temperature: -20°C~60°C

MODEL:
DIN-411-10A

DIMENSIONS:
L112×W35×H67(mm)

PACKAGE SIZE:
L114×W37×H70(mm)

WEIGHT(G.W.):
115g

PRODUCT PARAMETER

- » Input Signal: DALI Dimming Signal
- » Input Voltage: 12~24VDC
- » Output Current: 10A×1CH+0~10V×1CH
- » Max Output Power: 120W/240W(12V/24V)
- » Dimming Range: 0~100%
- » DIN Rail Mounting Size: TS-35/7.5 or TS-35/15
- » Working Temperature: -20°C~60°C

MODEL:
DIN-711-10A

DIMENSIONS:
L112×W35×H67(mm)

PACKAGE SIZE:
L114×W37×H70(mm)

WEIGHT(G.W.):
115g

PRODUCT PARAMETER

- » Input Signal: 0/1-10V, 10V PWM, Resistor or Push Button
- » Input Voltage: 5~24VDC
- » Max Current Load: 10A×1CH Max 10A
- » Max Output Power: 50W/120W/240W(5V/12V/24V)
- » Dimming Range: 0~100%
- » DIN Rail Mounting Size: TS-35/7.5 or TS-35/15
- » Working Temperature: -20°C~60°C

MODEL:
DIN-AMP-5A

DIMENSIONS:
L112×W35×H67(mm)

PACKAGE SIZE:
L114×W37×H70(mm)

WEIGHT(G.W.):
130g

PRODUCT PARAMETER

- » Input Signal: PWM
- » Input Voltage: 5~24VDC
- » Max Current Load: 5A × 3CH Max 15A
- » Max Output Power: 75W/180W/360W/(5V/12V/24V)
- » Output Signal: CV PWM
- » DIN Rail Mounting Size: TS-35/7.5 or TS-35/15
- » Working Temperature: -20°C~60°C

MODEL:
DIN-DMX-5A

DIMENSIONS:
L112×W35×H67(mm)

PACKAGE SIZE:
L114×W37×H70(mm)

WEIGHT(G.W.):
145g

PRODUCT PARAMETER

- » Input Signal: DMX512, RDM
- » Input Voltage: 5~24VDC
- » Max Load Current: 5A × 3CH Max 15A
- » Max Output Power: 75W/180W/360W/(5V/12V/24V)
- » Dimming Range: 0~100%
- » DIN Rail Mounting Size: TS-35/7.5 or TS-35/15
- » Working Temperature: -20°C~60°C

MODEL:
DIN-DMX-4CH

DIMENSIONS:
L112×W35×H67(mm)


PACKAGE SIZE:
L114×W37×H70(mm)

WEIGHT(G.W.):
135g

PRODUCT PARAMETER

- » Input Signal: DMX512, RDM
- » Input Voltage: 5~24VDC
- » Max Current Load: 4A × 4CH Max 16A
- » Max Output Power: 80W/192W/384W/(5V/12V/24V)
- » Dimming Range: 0~100%
- » DIN Rail Mounting Size: TS-35/7.5 or TS-35/15
- » Working Temperature: -20°C~60°C

DALI Touch Panel



DA1

MODEL:

MODEL:
DA1
DIMENSIONS:
L86×W86×H36(mm)
PACKAGE SIZE:
L113×W112×H50(mm)
WEIGHT(G.W.):
200g

PRODUCT PARAMETER

PRODUCT PARAMETER
 » Power Supply: DALI Power
 » Signal Output : DALI
 » Dimming Key: 1CH Control
 » Working Temperature: -20°C~60°



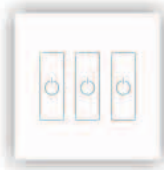
DA2

MODEL:

MODEL:
DA2
DIMENSIONS:
L86×W86×H36(mm)
PACKAGE SIZE:
L113×W112×H50(mm)
WEIGHT(G.W.):
200g

PRODUCT PARAMETER

PRODUCT PARAMETER
 » Power Supply: DALI Power
 » Signal Output : DALI
 » Dimming Key: 2CH Control
 » Working Temperature: -20°C~60°



DA3

MODEL:

MODEL:
DA3
DIMENSIONS:
L86×W86×H36(mm)
PACKAGE SIZE:
L113×W112×H50(mm)
WEIGHT(G.W.):
200g

PRODUCT PARAMETER

PRODUCT PARAMETER
 » Power Supply: DALI Power
 » Signal Output : DALI
 » Dimming Key: 3CH Control
 » Working Temperature: -20°C~60°



DA4

MODEL:

MODEL:
DA4
DIMENSIONS:
L86×W86×H36(mm)
PACKAGE SIZE:
L113×W112×H50(mm)
WEIGHT(G.W.):
200g

PRODUCT PARAMETER

PRODUCT PARAMETER
 » Power Supply: DALI Power
 » Signal Output : DALI
 » Dimming Key: 4CH Control
 » Working Temperature: -20°C~60°

D Series Touch Panel

Single Zone Sync Control



D1

MODEL:

MODEL:
D1
DIMENSIONS:
L86×W88×H38(mm)
PACKAGE SIZE:
L113×W112×H50(mm)
WEIGHT(G.W.):
208g

PRODUCT PARAMETER

PRODUCT PARAMETER
 » Input Voltage: 12~24VDC
 » Max Current Load: 4A×3CH Max 12A
 » Max Load Power: 144W/288W (12V/24V)
 » Grey Scale Level: 4096
 » Dimming Range: 5%-100%
 » Working Temperature: -20°C~60°



D2

MODEL:

MODEL:
D2
DIMENSIONS:
L86×W86×H36(mm)
PACKAGE SIZE:
L113×W112×H50(mm)
WEIGHT(G.W.):
208g

PRODUCT PARAMETER

PRODUCT PARAMETER
 » Input Voltage: 12~24VDC
 » Max Current Load: 4A×2CH Max 8A
 » Max Load Power: 96W/192W (12V/24V)
 » Grey Scale Level: 4096×4096
 » Working Temperature: -20°C~60°

Single Zone Sync Control



D3

MODEL:
D3

DIMENSIONS:
L86×W86×H36(mm)

PACKAGE SIZE:
L113×W112×H50(mm)

WEIGHT(G.W.):
208g

PRODUCT PARAMETER

- › Input Voltage: 12~24VDC
- › Max Current Load: 4A×3CH Max 12A
- › Max Load Power: 144W/288W (12V/24V)
- › Grey Scale Level: 4096×4096×4096
- › Working Temperature: -20°C~60°



D4

MODEL:
D4

DIMENSIONS:
L86×W86×H36(mm)

PACKAGE SIZE:
L113×W112×H50(mm)

WEIGHT(G.W.):
208g

PRODUCT PARAMETER

- › Input Voltage: 12~24VDC
- › Max Current Load: 4A×4CH Max 16A
- › Max Load Power: 192W/384W (12V/24V)
- › Grey Scale Level: 4096×4096×4096×4096
- › Working Temperature: -20°C~60°

D Series Touch Panel

DMX Multi-zone Control



D5

MODEL:
D5

DIMENSIONS:
L86×W86×H36(mm)

PACKAGE SIZE:
L113×W112×H50(mm)

WEIGHT(G.W.):
208g

PRODUCT PARAMETER

- › Input Voltage: 12~24VDC
- › Output Signal: DMX512
- › Control Mode: 4 Zones Control
- › Working Temperature: -20°C~60°



D6

MODEL:
D6

DIMENSIONS:
L86×W86×H36(mm)

PACKAGE SIZE:
L113×W112×H50(mm)

WEIGHT(G.W.):
208g

PRODUCT PARAMETER

- › Input Voltage: 12~24VDC
- › Output Signal: DMX512
- › Control Mode: 4 Zones Control
- › Working Temperature: -20°C~60°



D7

MODEL:
D7

DIMENSIONS:
L86×W86×H36(mm)

PACKAGE SIZE:
L113×W112×H50(mm)

WEIGHT(G.W.):
208g

PRODUCT PARAMETER

- › Input Voltage: 12~24VDC
- › Output Signal: DMX512
- › Control Mode: 4 Zones Control
- › Working Temperature: -20°C~60°



D8

MODEL:
D8

DIMENSIONS:
L86×W86×H36(mm)

PACKAGE SIZE:
L113×W112×H50(mm)

WEIGHT(G.W.):
208g

PRODUCT PARAMETER

- › Input Voltage: 12~24VDC
- › Output Signal: DMX512
- › Control Mode: 4 Zones Control
- › Working Temperature: -20°C~60°

DX Series Touch Panel

RF Wireless & Single Zone Control



DX1

MODEL:
DX1

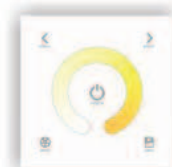
DIMENSIONS:
L86×W86×H36(mm)

PACKAGE SIZE:
L113×W112×H50(mm)

WEIGHT(G.W.):
225g

PRODUCT PARAMETER

- › Input Voltage: 100~240VAC
- › Output Signal: RF 2.4G + DMX512
- › RF Remote Distance: 30m
- › Control Mode: Sync Control
- › Working Temperature: -20°C~60°



DX2

MODEL:
DX2

DIMENSIONS:
L86×W86×H36(mm)

PACKAGE SIZE:
L113×W112×H50(mm)

WEIGHT(G.W.):
225g

PRODUCT PARAMETER

- › Input Voltage: 100~240VAC
- › Output Signal: RF 2.4G + DMX512
- › RF Remote Distance: 30m
- › Control Mode: Sync Control
- › Working Temperature: -20°C~60°



DX3

MODEL:
DX3

DIMENSIONS:
L86×W86×H36(mm)

PACKAGE SIZE:
L113×W112×H50(mm)

WEIGHT(G.W.):
225g

PRODUCT PARAMETER

- › Input Voltage: 100~240VAC
- › Output Signal: RF 2.4G + DMX512
- › RF Remote Distance: 30m
- › Control Mode: Sync Control
- › Working Temperature: -20°C~60°



DX4

MODEL:
DX4

DIMENSIONS:
L86×W86×H36(mm)

PACKAGE SIZE:
L113×W112×H50(mm)

WEIGHT(G.W.):
225g

PRODUCT PARAMETER

- › Input Voltage: 100~240VAC
- › Output Signal: RF 2.4G + DMX512
- › RF Remote Distance: 30m
- › Control Mode: Sync Control
- › Working Temperature: -20°C~60°

DX Series Touch Panel RF Wireless & DMX512 Multi-zone Control



DX5

MODEL:
DX5

DIMENSIONS:
L86×W86×H36(mm)

PACKAGE SIZE:
L113×W112×H50(mm)

WEIGHT(G.W.):
225g

PRODUCT PARAMETER

- › Input Voltage: 100~240VAC
- › Output Signal: RF 2.4G + DMX512
- › RF Remote Distance: 30m
- › Control Mode: 4 Zones Control
- › Working Temperature: -20°C~60°

DX Series Touch Panel

RF Wireless & DMX512 Multi-zone Control



DX6

MODEL:
DX6

DIMENSIONS:
L86×W86×H36(mm)

PACKAGE SIZE:
L113×W112×H50(mm)

WEIGHT(G.W.):
225g

PRODUCT PARAMETER

- » Input Voltage: 100~240VAC
- » Output Signal: RF 2.4G + DMX512
- » Remote Distance: 30m
- » Control Mode: 4 Zones Control
- » Working Temperature: -20°C~60°



DX7

MODEL:
DX7

DIMENSIONS:
L86×W86×H36(mm)

PACKAGE SIZE:
L113×W112×H50(mm)

WEIGHT(G.W.):
225g

PRODUCT PARAMETER

- » Input Voltage: 100~240VAC
- » Output Signal: RF 2.4G + DMX512
- » RF Remote Distance: 30m
- » Control Mode: 4 Zones Control
- » Working Temperature: -20°C~60°



DX8

MODEL:
DX8

DIMENSIONS:
L86×W86×H36(mm)

PACKAGE SIZE:
L113×W112×H50(mm)

WEIGHT(G.W.):
225g

PRODUCT PARAMETER

- » Input Voltage: 100~240VAC
- » Output Signal: RF 2.4G + DMX512
- » RF Remote Distance: 30m
- » Control Mode: 4 Zones Control
- » Working Temperature: -20°C~60°



R4-5A

MODEL:
R4-5A

DIMENSIONS:
L175×W44×H30(mm)

PACKAGE SIZE:
L178×W48×H33(mm)

WEIGHT(G.W.):
150g

PRODUCT PARAMETER

- » Compatible Remote: DX1/DX2/DX3/DX4/DX5/DX6/DX7/DX8
- » Input Voltage: 5~24VDC
- » Max Current Load: 5A×4CH Max 20A
- » Max Output Power: 100W/240W/480W(5V/12V/24V)
- » Working Temperature: -20°C~60°



R4-CC

MODEL:
R4-CC

DIMENSIONS:
L175×W44×H30(mm)

PACKAGE SIZE:
L178×W48×H33(mm)

WEIGHT(G.W.):
185g


PRODUCT PARAMETER

- » Compatible Remote: DX1/DX2/DX3/DX4/DX5/DX6/DX7/DX8
- » Input Voltage: 12~48VDC
- » Output Voltage: 3~46VDC
- » Output Current: CC 350/700/1050mA×4CH
- » Output Power: 1.05W~48.3W×4CH Max 193.2W
- » Working Temperature: -20°C~60°

DX series touch panel

Touch Controls Make Life Easier

Sensitive Touching



RF Wireless & DMX512 Single Zone Control



RF Wireless & DMX512 Multi-zone Control





Multitasking Corporation LTD
647, Yeogsam-Dong, Gangnam-gu, Seoul, Korea
Email: Info@senslights.com
www.senslights.com

Multitasking Corporation Inc
220-1821 Wellington Ave,
Winnipeg, MB R3H 0G4, Canada
Email: canada@senslights.com

Multitasking Inductor Electronic FZC
P.O.Box:122815, Sharjah. U.A.E.
Email: uae@senslights.com

Multitasking Corporation LTD
Rm. 19C, Lockhart Ctr, 301-307
Lockhart Rd, Wan Chai, Hong Kong.
Email: hk@senslights.com

Multitasking Corporation LTD
Dukdalfweg 51
NL - 1042 BC AMSTERDAM
Email: Europe@senslights.com

Multitasking Corporation LTD
GPO Box 4967
Melbourne Victoria 3001
Australia

Authorised Distributor / Dealer

